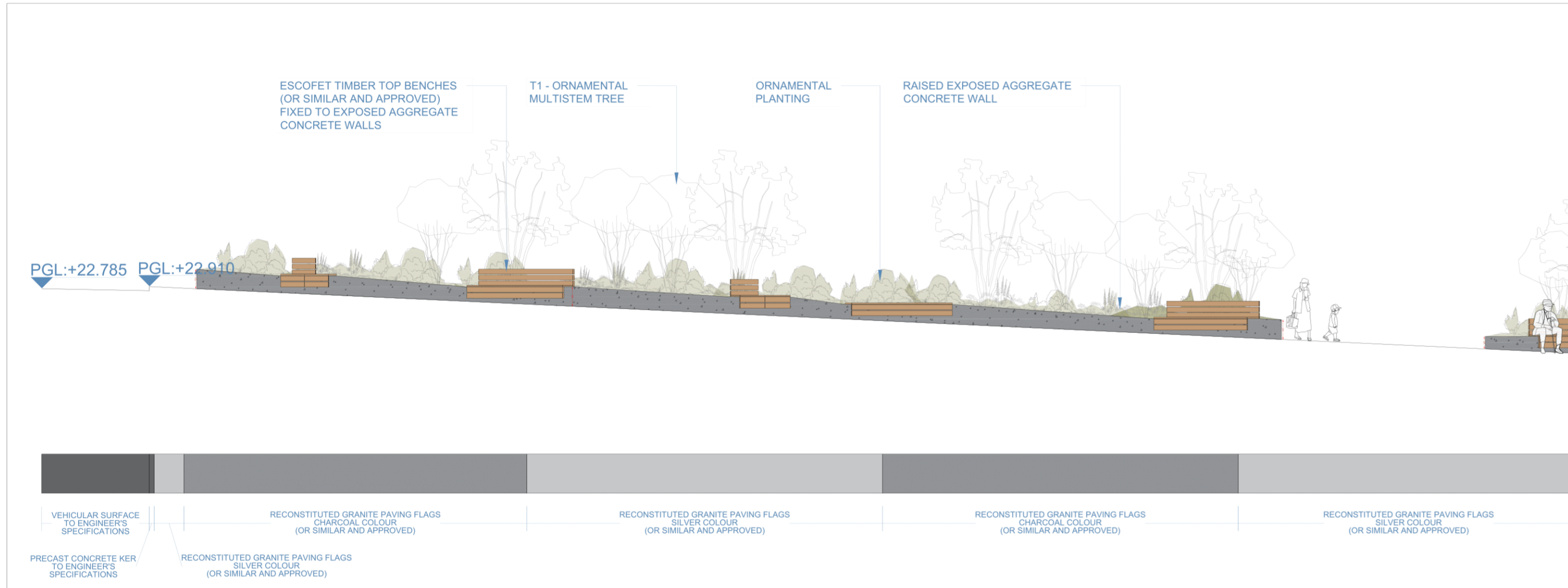





INDICATION PLAN
SCALE: 1:5000/A1

- PERMEABLE PAVING BLOCKS
- TREE 8 - CARPINUS BETULUS (HORNBEAM) IN TREE PIT
- RAISED EXPOSED AGGREGATE CONCRETE WALL
- RAISED PLANTER
- BESPOKE EXPOSED AGGREGATE CONCRETE BENCHES
- ESCOFET TIMBER TOP BENCHES (OR SIMILAR AND APPROVED) FIXED TO EXPOSED AGGREGATE CONCRETE WALLS
- VISITOR BICYCLE PARKING



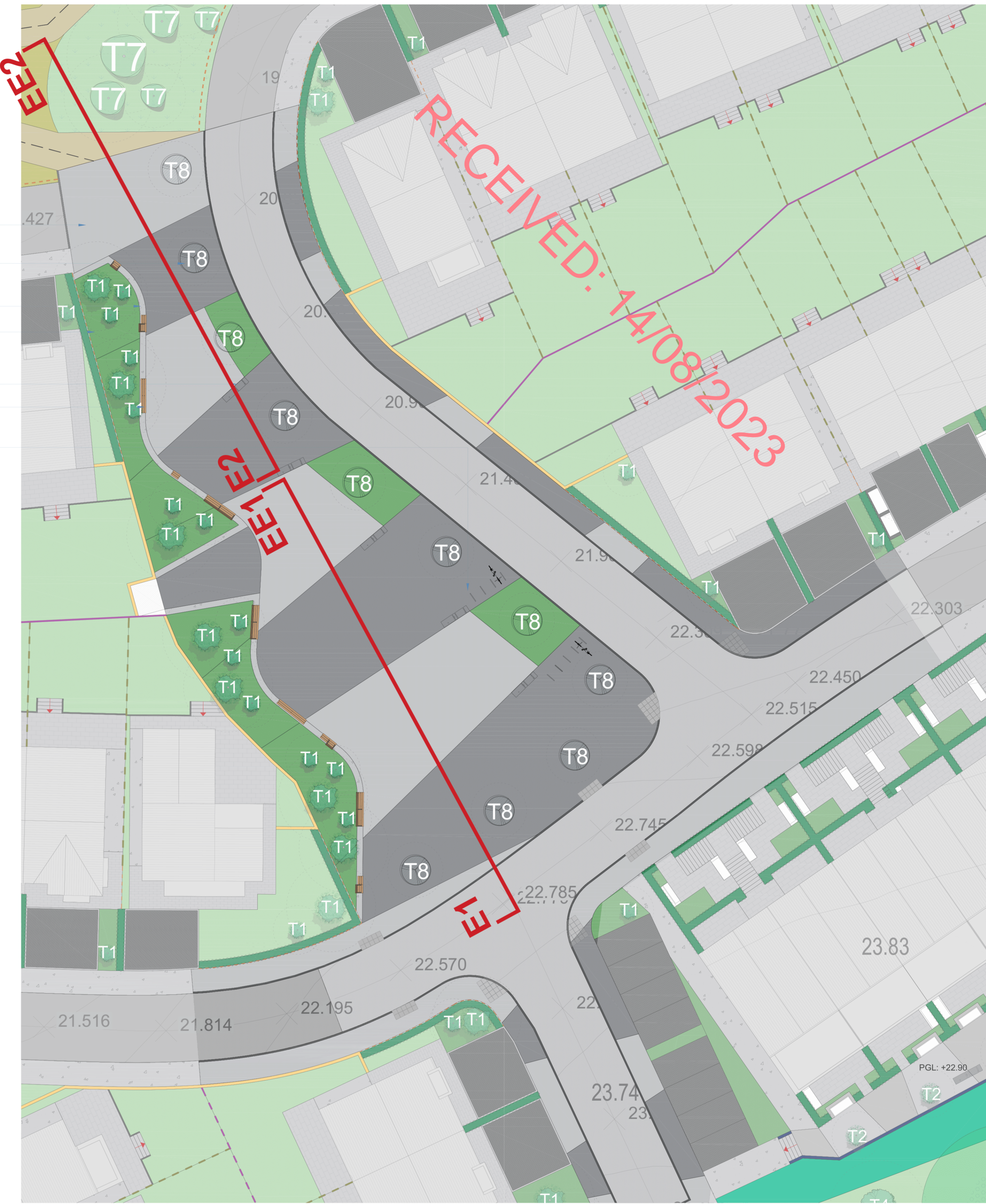
SECTION E1-EE1
SCALE: 1:100/A1



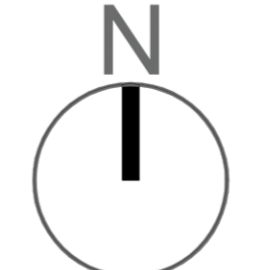
SECTION E2-EE2
SCALE: 1:100/A1

DO NOT SCALE FROM THIS DRAWING. WORK ONLY FROM FIGURED DIMENSIONS
ALL ERRORS AND OMISSIONS ARE TO BE REPORTED TO LANDSCAPE ARCHITECT

REV.	DATE	REFERENCE	BY	REV.	DATE	REFERENCE	BY
A	2023-07-31	RESIDENTIAL OPEN SPACE - PLAZA PLAN & SECTION	RMCD				



PLAZA PLAN
SCALE: 1:200/A1



MURPHY+SHEANON
Horticulture & Landscape Architecture

Contact: colum@murphy-sheanon.ie
Tel: +353860787147
Address: 28Richmond Lodge, Richmond Green, Carrickbrennan Road, Monkstown, Dublin 18

CLIENT: KELDRUM LTD.	DRAWING NUMBER: 426-PD-04.3
PROJECT: TINAKILLY TWO, RATHNEW, CO. WICKLOW	PROJECT NUMBER: 426
TITLE: RESIDENTIAL OPEN SPACE - PLAZA PLAN & SECTION	PROJECT STATUS: PLANNING
DATE: JULY 2023	SHEET NO: REV. A
SCALE: AS SHOWN @ A1	DRAWN BY: RMCD
CAD FILE REFERENCE: g:\shared drives\murphy sheanon office\m+s_office\jobs\211426 - tinakilly part b - ardale\m+s\2_planning\22-426-pd-01_02.08.23.dwg	CHECKED BY: KR/CS